

MISUTONIDA

italian style accessories **4x4**



90 Min.

RLD/410/PL

RLD/410/IX

GB

STAINLESS STEEL ROLL BAR ON
TONNEAU 2 PIPES
















ITA

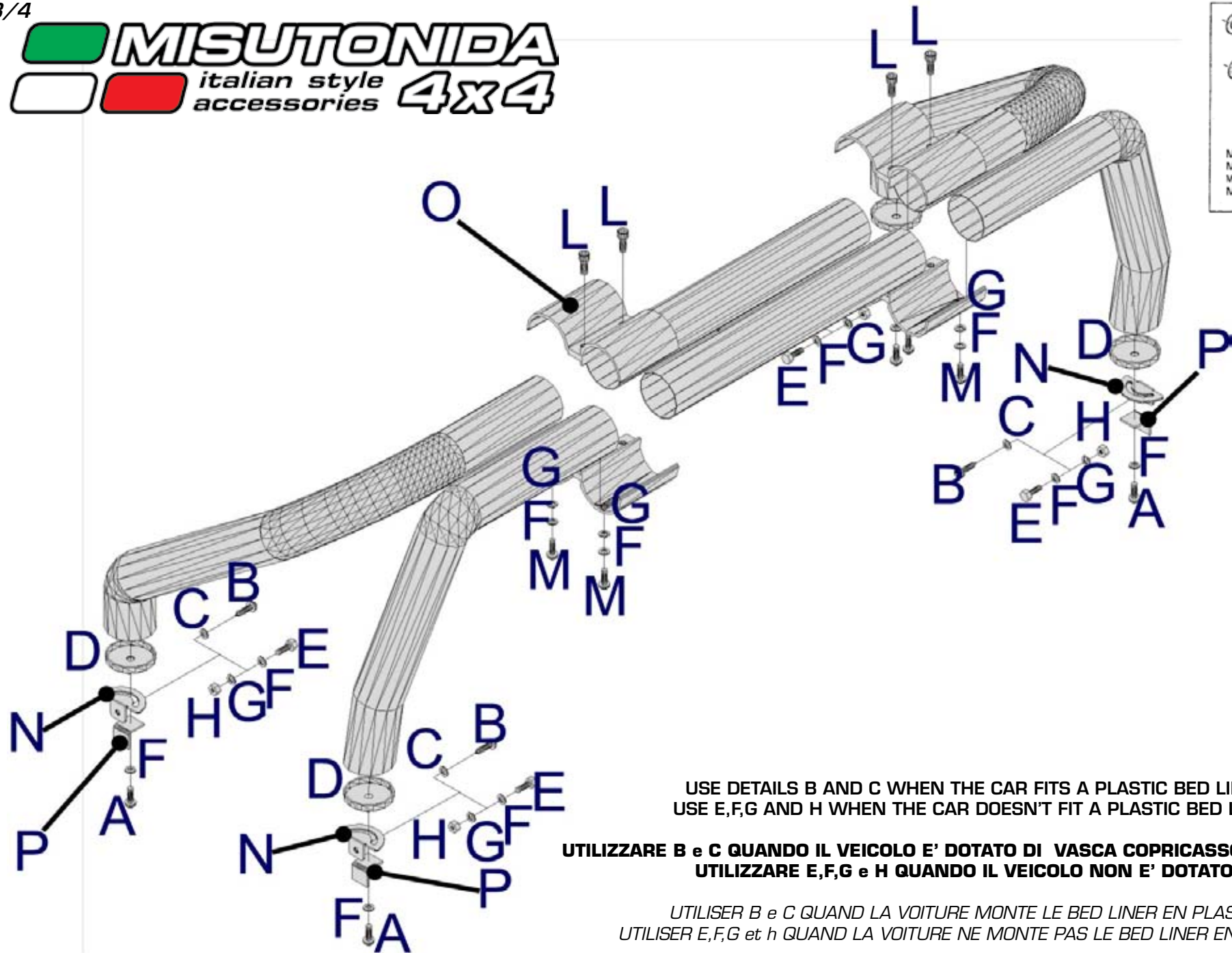
ROLL BAR SPONDE IN ACCIAIO
INOX 2 TUBI

FR

ROLL BAR SUR LE BORD DE LA
BENNE EN ACCIER INOX 2 TUBES

Part List
 Lista della bulloneria
 Liste des pièces

A  TBCEI M8X30 x 4	B  PARKER M6.2X25 x 4	C  Plastic Plastica Plastique Ø 6 x 4	D  VIPLA Ø80 Plastic Plastica Plastique x 4	E  TE M8X20 x 4
F  Ø 8 x 12	G  Ø 8 x 8	H  M8 x 4	I  Plastic Plastica Plastique x 6	L  TCEI M10X25 x 4
M  TBCEI M8X25 x 4	N  RLS/9/C x4	O RLB Ø76 x 2	P  Strip rubber Striscia in gomma Caoutchouc de bande x4	 Cappelletti M8 x 10
			<p><i>lubricate the set of bolts supplied before tightening them</i></p>  <p><i>Si consiglia di lubrificare la bulloneria in dotazione prima del settaggio</i></p> <p><i>Lubrifier la boulonnerie fournie avant de la serrer</i></p>	



USE DETAILS B AND C WHEN THE CAR FITS A PLASTIC BED LINER
 USE E,F,G AND H WHEN THE CAR DOESN'T FIT A PLASTIC BED LINER

UTILIZZARE B e C QUANDO IL VEICOLO E' DOTATO DI VASCA COPRICASSONE IN PLASTICA
 UTILIZZARE E,F,G e H QUANDO IL VEICOLO NON E' DOTATO DI

UTILISER B e C QUAND LA VOITURE MONTE LE BED LINER EN PLASTIQUE
 UTILISER E,F,G et h QUAND LA VOITURE NE MONTE PAS LE BED LINER EN PLASTIQUE

PART NUMBER	VEHICLE MODEL
RLD/410/1X	TOYOTA HILUX 2016

